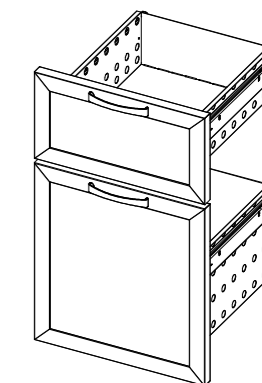

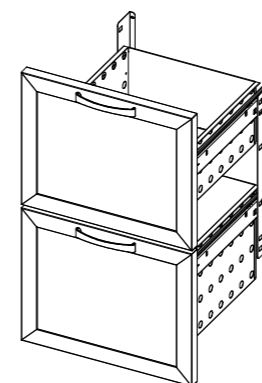
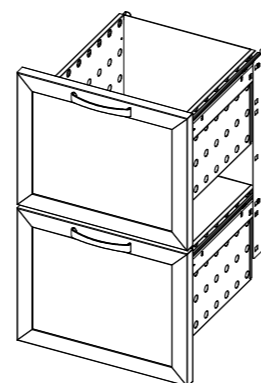


Nº	DESCRIPCIÓN	DESCRIPTION	CÓDIGO/CODE
1/2	KIT CAJONES 1/2 - 1/2	DRAWERS KIT 1/2 - 1/2	M169120324
1/2	KIT CAJONES 1/2 - 1/2 (LADO GRUPO)	DRAWERS KIT 1/2 - 1/2 (MOTOR SIDE)	M169120323
1/3	KIT CAJONES 1/3 - 1/3 - 1/3	DRAWERS KIT 1/3 - 1/3 - 1/3	M169120321
2/3	KIT CAJONES 2/3 - 1/3	DRAWERS KIT 2/3 - 1/3	M169120322

Nº	DESCRIPCIÓN	DESCRIPTION	CÓDIGO/CODE
1	CAJÓN COMPLETO 1/2	COMPLETE DRAWER 1/2	M169120237
2	CAJÓN COMPLETO 1/2 (LADO GRUPO)	COMPLETE DRAWER 1/2 (MOTOR SIDE)	M169120238
3	CAJÓN COMPLETO 1/3	COMPLETE DRAWER 1/3	M169120236
4	CAJÓN COMPLETO 2/3	COMPLETE DRAWER 2/3	M169120235
5	PUERTA COMPLETA CAJÓN 1/2 (PROF. 290mm)	COMPLETE DOOR DRAWER 1/2 (DEPTH 290mm)	M169050025
6	PUERTA COMPLETA CAJÓN 1/2 (PROF. 190mm)	COMPLETE DOOR DRAWER 1/2 (DEPTH 190mm)	M169050027
7	PUERTA COMPLETA CAJÓN 1/3	COMPLETE DOOR DRAWER 1/3	M169050024
8	PUERTA COMPLETA CAJÓN 2/3	COMPLETE DOOR DRAWER 2/3	M169050026
9	BURLETE CAJÓN 1/2	SEAL DRAWER 1/2	6045010185
10	BURLETE CAJÓN 1/3	SEAL DRAWER 1/3	6045010193
11	BURLETE CAJÓN 2/3	SEAL DRAWER 2/3	6045010199
12	CUERPO CAJÓN 1/2 (PROF. 290mm)	BODY DRAWER 1/2 (DEPTH 290mm)	M109051310
12	CUERPO CAJÓN 2/3 (PROF. 290mm)	BODY DRAWER 2/3 (DEPTH 290mm)	M109051310
13	CUERPO CAJÓN 1/2 L.G. (PROF. 190mm)	MOTOR SIDE BODY DRAWER 1/2 (DEPTH 190mm)	M109051209
14	CUERPO CAJÓN 1/3 (PROF. 160mm)	BODY DRAWER 1/3 (DEPTH 160mm)	M109051309
15	JUEGO DE GUÍAS 450mm	TELESCOPIC SLIDE 450mm	6033050085
16	TIRADOR INOX	INOX HANDLE	6033010619
17	FRONTI ENTRE CAJONES COMPLETO	COMPLETE ESTERNAL SIDE	M161130012
18	FIJACIÓN FRONTI HORIZONTAL	HORIZONTAL SUPPORT FRONT	6003010456
19	PERFIL EN U 419mm 90º FRONTI CAJONES	PROFILE U 419mm 90º DRAWERS SIDE	6007170908
20	CREMALLERA MARCO	FRONT SHELF RACK	M109051293
21	CREMALLERA RESPALDO	BACK SHELF RACK	M109051294
22	CREMALLERA RESPALDO LADO GRUPO	MOTOR SIDE BACK SHELF RACK	M109051302



**KIT CAJONES 1/2**  
DRAWERS KIT 1/2

**KIT CAJONES 1/3**  
DRAWERS KIT 1/3

**KIT CAJONES 2/3**  
DRAWERS KIT 2/3

