



EFM60-100
EFM60-100-2
EFM35-100
EFM35-100-2

EFM60-150
EFM60-150-2
EFM35-150
EFM35-150-2

EFM60-200
EFM60-200-2
EFM35-200
EFM35-200-2

mod. 60	largo length (mm)	alto height (mm)	fondo depth (mm)	estantes shelves
EFM60-100	990	1040	600	1
EFM60-150	1495	1040	600	1
EFM60-200	2020	1040	600	1
EFM60-100-2	990	1040	600	2
EFM60-150-2	1495	1040	600	2
EFM60-200-2	2020	1040	600	2

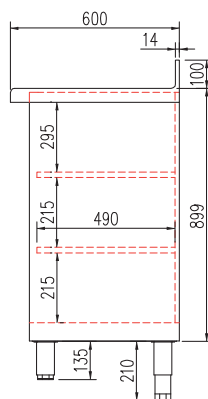
mod. 35	largo length (mm)	alto height (mm)	fondo depth (mm)	estantes shelves
EFM35-100	990	1040	350	1
EFM35-150	1495	1040	350	1
EFM35-200	2020	1040	350	1
EFM35-100-2	990	1040	350	2
EFM35-150-2	1495	1040	350	2
EFM35-200-2	2020	1040	350	2

Características técnicas y constructivas sujetas a variación sin previo aviso.

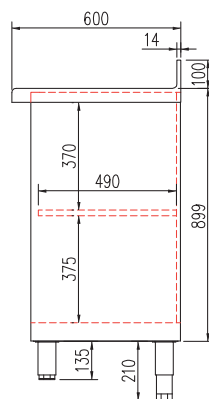
- Exterior y estantes en acero inox AISI-304, excepto el respaldo
- Respaldo en acero plastificado
- Encimera de acero inox AISI-304 con frente curvo y peto trasero sanitario de 100 mm (Opcional sin peto)
- Pies en tubo de acero inox ajustables en altura 135 - 210 mm
- EFM-2: de serie dos estantes
- Pueden fabricarse, bajo pedido, en diferentes medidas

We reserve the right to change specifications without prior notice.

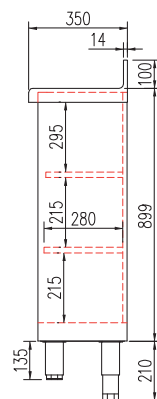
- AISI-304 stainless steel exterior and shelves, except the rear side
- Rear panel in plasticized steel
- AISI-304/18/10 stainless steel worktop, with rounded front and 100 mm sanitary upstand (optional without upstand)
- AISI -304 adjustable legs, 135 to 210 mm
- EFM-2: two shelves as standard
- Can be produced on request, in different measures



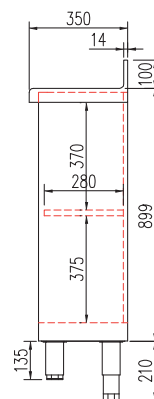
EFM60-2



EFM60



EFM35-2



EFM35

all photos must be considered as a reference - fotografías no contractuales



EFM60 -200 - 2



EFM35 -150



Forma línea con mesas frías gama FMR y FMRV, pag. 30- 35 • Match with refrigerated counters FMR and FMRV pag. 30 - 35